

PORSCHE CARRERA CUP MIDDLE EAST
Porsche Carrera Cup Middle East
Final result Qualifying - 2
23 - 26 January 2025
Yas Marina Circuit - 5281mtr.





Pos	Nbr	Name	Entrant	Cls	PIC	Fastest	In	Gap	Diff	Laps	Km/h
1	40	Janne Stiak (R)	DHL Team	PRO	1	1:55.339	10			10	164.83
2	14	Caleb Sumich (R)	Sumich Motorsport	PRO	2	1:55.785	11	0.446	0.446	12	164.20
3	52	Angus Whiteside	Proton Huber Competition	PRO	3	1:55.817	8	0.478	0.032	10	164.15
4	23	Khaled Alahmadi	Saudi Racing	PRO AM	1	1:56.083	12	0.744	0.266	12	163.78
5	44	Alessandro Giannone	Enrico Fulgenzi Racing	Masters	1	1:56.091	5	0.752	0.008	8	163.76
6	50	James Wallis (R)	Porsche Junior GB	PRO	4	1:56.126	11	0.787	0.035	11	163.72
7	56	Alexandra Vateva (R)	AV Racing	PRO AM	2	1:56.333	12	0.994	0.207	12	163.42
8	5	Soeren Spreng	Team GP Elite	PRO AM	3	1:56.422	10	1.083	0.089	11	163.30
9	34	Shihab Al Habsi	Proton Huber Competition	PRO AM	4	1:57.003	10	1.664	0.581	10	162.49
10	10	Krister Andero	Proton Huber Competition	Masters	2	1:57.073	10	1.734	0.070	11	162.39
11	66	Bankcy	Seven X Seven	Masters	3	1:57.498	5	2.159	0.425	12	161.80
12	71	Andrea Girondi	Enrico Fulgenzi Racing	PRO AM	5	1:57.554	6	2.215	0.056	9	161.73
13	27	Mike Mim	MVII Racing llc	Masters	4	1:57.775	12	2.436	0.221	12	161.42
14	3	Saud Al Saud (R)	Saudi Racing	PRO AM	6	1:57.787	9	2.448	0.012	11	161.41
15	85	Petr Brecka	GT Sports Technology	Masters	5	1:57.924	8	2.585	0.137	11	161.22
16	7	Saif Al Ameri	Rabdan Motorsport	PRO AM	7	1:58.798	12	3.459	0.874	12	160.03
17	17	Mark J. Thomas	M3L Team	Masters	6	1:58.959	6	3.620	0.161	13	159.82
18	72	Stanislav Minskiy	Team GP Elite	Masters	7	2:02.169	9	6.830	3.210	9	155.62

CAR 14 LAP 3 DELETED - TRACK LIMITS TURN 1
 CAR 85 LAP 3 DELETED - TRACK LIMITS TURN 1
 CAR 72 LAP 3 DELETED - TRACK LIMITS TURN 3
 CAR 7 LAP 3 DELETED - TRACK LIMITS TURN 3
 CAR 50 LAP 4 DELETED - TRACK LIMITS TURN 1
 CAR 14 LAP 4 DELETED - TRACK LIMITS TURN 1
 CAR 5 LAP 4 DELETED - TRACK LIMITS TURN 1
 CAR 27 LAP 4 DELETED - TRACK LIMITS TURN 3
 CAR 52 LAP 4 DELETED - TRACK LIMITS TURN 3
 CAR 3 LAP 4 DELETED - TRACK LIMITS TURN 3
 CAR 85 LAP 4 DELETED - TRACK LIMITS TURN 1
 CAR 5 LAP 5 DELETED - TRACK LIMITS TURN 1
 CAR 3 LAP 5 DELETED - TRACK LIMITS TURN 1
 CAR 71 LAP 2 DELETED - TRACK LIMITS TURN 1
 CAR 27 LAP 9 DELETED - TRACK LIMITS TURN 1
 CAR 17 LAP 9 DELETED - TRACK LIMITS TURN 15
 CAR 23 LAP 9 DELETED - TRACK LIMITS TURN 1
 CAR 50 LAP 9 DELETED - TRACK LIMITS TURN 3
 CAR 27 LAP 11 DELETED - TRACK LIMITS TURN 1
 CAR 5 LAP 11 DELETED - TRACK LIMITS TURN 1

Fastest time : 1:55.339 in lap 10 by nbr. 40 : Janne Stiak (R) ()

 Results: www.getraceresults.com

Timekeeping by Time Service BV - The Netherlands

Chief Steward  13:08 Abdulla Al Thawadi	ASN Steward  Alqassim Hamidaddin	Steward  Jeremy Doncaster	Publication-time 
Page 1 of 1			